



# Cases and Racks

APPLICATIONS AND SIZES

North America VI0.05



Amazon was created with one aim in mind: to give ultimate protection to your equipment during transportation, deployment and storage.



### Securely protected

Using the latest polyethylene rotomolding technology, Amazon protects equipment from sand, dust, water ingress, impact, vibration and extremes of temperature, keeping it secure during transit and ready for deployment. Amazon Cases are used successfully in defense and security applications worldwide, including protecting COTS equipment for military applications and are available in Black and Olive Drab. Optional colors are available.

### The Space You Need

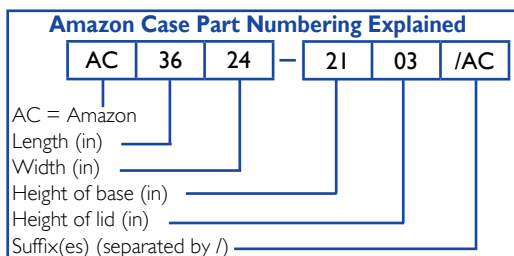
Amazon Cases have more space for any given external case size – by eliminating the normal wasteful thick wall cavity, restrictive narrow top opening and bulky deep lid. Amazon Cases are available in the sizes below and, for larger quantities, can be manufactured cost effectively in any size to meet your specific equipment needs.

Amazon Cases are accredited to MIL-STD 810F and are rated IP65.

Part Number	DIMENSIONS (in)												National Stock No. (NSN)
	Length	Width	Height	Length	Width	Height	Volume (ft <sup>3</sup> )	Weight (lbs)	Handles	Catches	Hinges	Wheels (option)	
AC1812-0903	17.7	11.8	11.8	15.4	9.4	10.2	1.4	11.1	2	2	2	N	8145-99-253-0976
AC1812-0303	18.0	12.0	6.0	14.7	8.7	4.6	0.8	9.0	0	2	2	N	
AC1812-0804	18.0	12.0	12.0	14.7	8.7	10.6	1.5	13.5	2	2	2	N	
AC2018-1303	19.7	17.7	15.7	17.3	15.4	14.2	3.2	18.8	2	4	2	N	8145-99-968-4816
AC2217-2404	22.0	17.3	28.0	18.7	14.0	26.6	6.2	21.5	2	6	2	N	
AC2412-2103	23.6	11.8	23.6	21.3	9.4	22.0	3.8	20.8	2	5	3	N	
AC2416-1703	23.6	15.7	19.7	21.3	13.4	18.1	4.2	24.0	2	5	3	N	8145-99-551-4820
AC2418-0903	23.6	17.7	11.8	21.3	15.4	10.2	2.9	20.3	2	5	3	N	8145-99-893-7854
AC2418-1303	23.6	17.7	15.7	21.3	15.4	14.2	3.8	21.2	2	5	3	N	8145-99-666-7176
AC2418-1703	23.6	17.7	19.7	21.3	15.4	18.1	4.8	24.6	2	5	3	N	8145-99-887-2317
AC2424-1703	23.6	23.6	19.7	21.3	21.3	18.1	6.4	28.7	4	7	3	N	8145-99-402-7149
AC2424-2103	23.6	23.6	23.6	21.3	21.3	22.0	7.6	34.1	4	7	3	N	8145-99-235-4895
AC2418-0804	24.0	18.0	12.0	20.7	14.7	10.6	3.0	17.0	2	5	3	N	
AC2418-1604	24.0	18.0	20.5	20.7	14.7	19.1	5.1	21.5	2	5	3	N	
AC2424-1806	24.0	24.0	24.0	20.7	20.7	21.6	8.0	30.9	4	7	3	N	
AC3018-1303	29.5	17.7	15.7	27.2	15.4	14.2	4.8	27.1	2	5	3	Y	8145-99-761-2696
AC3018-1703	29.5	17.7	19.7	27.2	15.4	18.1	6.0	30.3	2	5	3	Y	8145-99-388-6300
AC3018-2103	29.5	17.7	23.6	27.2	15.4	22.0	7.2	34.0	2	5	3	Y	8145-99-729-6181
AC2920-1204	29.3	20.3	16.0	26.0	17.0	14.6	5.5	28.0	2	5	3	N	
AC3024-0903	29.5	23.6	11.8	27.2	21.3	10.2	4.8	28.7	4	7	3	Y	8145-99-751-6085
AC3024-1303	29.5	23.6	15.7	27.2	21.3	14.2	6.4	29.5	4	7	3	Y	8145-99-514-4366
AC3024-1703	29.5	23.6	19.7	27.2	21.3	18.1	7.9	35.0	4	7	3	Y	8145-99-891-0545
AC3024-2103	29.5	23.6	23.6	27.2	21.3	22.0	9.5	37.9	4	7	3	Y	8145-99-754-8113
AC3219-1003	32.3	19.0	12.6	29.0	15.7	11.2	4.5	26.5	2	5	3	Y	
AC3421-2406	34.0	21.0	29.9	30.7	17.6	28.1	12.4	39.7	6	10	0	Y	
AC3421-0624/AC	34.0	21.0	29.9	30.7	17.6	28.1	12.4	39.7	6	10	0	Y	
AC3430-2406	34.0	29.3	29.9	30.7	26.0	28.1	17.3	49.0	4	12	0	Y	
AC3430-0624/AC	34.0	29.3	29.9	30.7	26.0	28.1	17.3	48.9	4	12	0	Y	
AC3618-0903	35.4	17.7	11.8	33.1	15.4	10.2	4.3	28.0	2	6	4	Y	8145-99-998-2342
AC3618-1303	35.4	17.7	15.7	33.1	15.4	14.2	5.7	31.1	2	6	4	Y	8145-99-562-6415

V10.05 Created May 2010 E&OE. All information believed to be correct at time of publication. No liability accepted for decisions made as a result of errors. Specifications may change without notice.

Part Number	DIMENSIONS (in)						Volume (ft <sup>3</sup> )	Weight (lbs)	Handles	Catches	Hinges	Wheels (option)	National Stock No. (NSN)
	External			Internal									
	Length	Width	Height	Length	Width	Height							
AC3618-1311/AC	35.4	17.7	23.6	33.1	15.4	22.0	8.6	31.1	2	10	0	Y	
AC3618-1703	35.4	17.7	19.7	33.1	15.4	18.1	7.2	32.5	2	6	4	Y	8145-99-362-3513
AC3618-2103	35.4	17.7	23.6	33.1	15.4	22.0	8.6	34.0	2	6	4	Y	8145-99-307-5179
AC3624-1303	35.4	23.6	15.7	33.1	21.3	14.2	7.6	38.5	4	8	4	Y	8145-99-147-9484
AC3624-1703	35.4	23.6	19.7	33.1	21.3	18.1	9.5	43.3	4	8	4	Y	8145-99-666-7174
AC3624-2004	35.4	23.6	23.6	33.1	21.3	22.0	11.4	47.7	4	8	4	Y	8145-99-376-9256
AC3624-1311/AC	35.4	23.6	23.6	33.1	21.3	22.0	11.4	49.9	8	12	0	Y	
AC3624-1113/AC	35.4	23.6	23.6	33.1	21.3	22.0	11.4	49.9	8	12	0	Y	
AC3624-1711/AC	35.4	23.6	27.6	33.1	21.3	26.0	13.3	44.2	8	12	0	Y	
AC3624-1117/AC	35.4	23.6	27.6	33.1	21.3	26.0	13.3	44.2	8	12	0	Y	
AC3624-2111/AC	35.4	23.6	31.5	33.1	21.3	29.9	15.3	59.2	8	12	0	Y	
AC3624-1121/AC	35.4	23.6	31.5	33.1	21.3	29.9	15.3	59.2	8	12	0	Y	
AC3624-2903	35.4	23.6	31.5	33.1	21.3	29.9	15.3	57.1	4	8	4	Y	8145-99-133-7686
AC3624-2911/AC	35.4	23.6	39.4	33.1	21.3	37.8	19.1	78.3	8	12	0	Y	
AC3624-1129/AC	35.4	23.6	39.4	33.1	21.3	37.8	19.1	78.3	8	12	0	Y	
AC3624-1606	36.0	24.0	22.0	32.7	20.7	19.6	11.0	43.9	4	8	0	N	
AC3737-1718/AC/FL	37.3	37.3	35.0	34.0	34.0	30.1	28.2	57.8	8	16	0	N	
AC4234-2406	42.0	34.0	29.9	38.7	31.5	28.1	24.7	65.6	8	14	0	Y	
AC4234-0624/AC	42.0	34.0	29.9	38.7	31.5	28.1	24.7	65.6	8	14	0	Y	
AC4234-0524/AC	42.0	34.0	30.0	38.7	30.7	27.6	24.8		8	10	0	N	
AC4818-1311/AC	47.2	17.7	23.6	43.9	14.4	22.0	11.4	43.1	2	12	0	Y	
AC4824-1604	47.2	23.6	19.7	44.9	21.3	18.1	12.7	59.2	4	9	5	Y	8145-99-228-3882
AC4824-2103	47.2	23.6	23.6	44.9	21.3	22.0	15.3	60.2	4	9	5	Y	8145-99-342-1189
AC4830-1305	47.2	29.5	17.7	43.9	26.2	15.9	14.3	54.2	4	14	0	Y	
AC4830-0513/AC	47.2	29.5	17.7	43.9	26.2	15.9	14.3	54.2	4	14	0	Y	
AC5134-2406	50.4	34.0	29.9	47.1	31.5	28.1	29.7	76.0	8	16	0	Y	
AC5134-0624/AC	50.4	34.0	29.9	47.1	31.5	28.1	29.7	76.0	8	16	0	Y	
AC5318-1104	53.0	18.0	15.0	49.7	14.7	12.6	8.3	40.3	4	7	5	N	
AC5329-1609/AC/FL	53.3	29.3	28.5	50.0	26.0	24.1	25.7	78.9	8	16	0	N	
AC6018-1311/AC	59.1	17.7	23.6	55.7	14.4	22.0	14.3	52.2	2	14	0	Y	
AC5919-0706/AC	59.3	19.0	14.0	56.0	15.7	11.6	9.1	54.9	4	12	0	N	
AC6030-1305	59.1	29.5	17.7	55.7	26.2	15.9	17.9	65.2	4	16	0	Y	
AC6030-0513/AC	59.1	29.5	17.7	55.7	26.2	15.9	17.9	65.2	4	16	0	Y	
AC6334-2406	62.2	34.0	29.9	58.9	31.5	28.1	36.7	89.8	8	18	0	Y	
AC6334-0624/AC	62.2	34.0	29.9	58.9	31.5	28.1	36.7	89.8	8	18	0	Y	
AC7118-1311/AC	70.9	17.7	23.6	67.5	14.4	22.0	17.2	61.4	2	16	0	Y	
AC7130-1305	70.9	29.5	17.7	67.6	26.2	15.9	21.5	76.5	4	18	0	Y	
AC7130-0513/AC	70.9	29.5	17.7	67.6	26.2	15.9	21.5	76.5	4	18	0	Y	
AC8122-0906/AC	81.0	22.0	15.2	78.0	19.0	14.0	15.7	71.4	8	18	0	N	
AC8318-1311/AC	82.7	17.7	23.6	79.3	14.4	22.0	20.0	72.3	6	18	0	Y	
AC9518-1311/AC	94.5	17.7	23.6	91.1	14.4	22.0	22.9	81.2	6	20	0	Y	
AC10718-1311/AC	106.3	17.7	23.6	103.0	14.4	22.0	25.7	90.4	6	22	0	Y	



**NSN 8145-99-562-6611**

Unique ID No.  
 Issuing NCB Authority  
 National Stock Number  
 (8145 = Shipping and storage container, electric/electronic equipment)

**Suffix**

AC All Catch  
 FL Fork Lift

For Amazon Case Accessories please see back page.

## Amazon 19 inch Racks combine the tough resilience of a rotomolded case with a lightweight rack chassis and elastomeric suspension system.

Protect your electronics, telecommunications and other rack mountable equipment against climatic extremes and rough handling. Amazon Racks are available in Black and Olive Drab. Optional colors are available.

Amazon Racks are accredited to MIL-STD 810F and are rated IP65.

### Features:

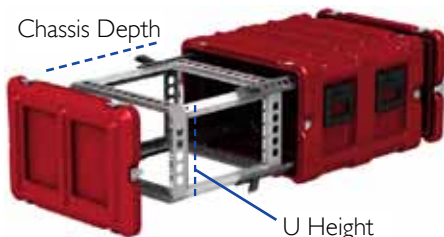
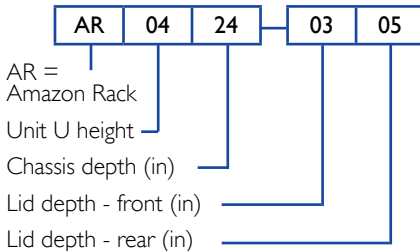
- Chassis conforms to IEC60297-3. NSN numbers allocated.
- Eight elastomeric anti-vibration mounts, angled to provide optimal shock protection in all orientations – 16 mounts and wire-rope mounts available as an option.
- Amazon lip engages positively with body to eliminate lid displacement under sideways force.
- Lip engagement ensures easy removal/replacement of lids when rack is in horizontal working position.
- Positive stacking, aligning at front face regardless of rack depth.
- Maximum sway space between inner chassis and rack body to prevent contact under severe impact.
- Optional 'Easy Glide' removable, self anchoring, internal chassis system allows simple removal of inner chassis even when fully populated.
- Heavy-duty, spring loaded plastic injection moulded handles with soft grip thermo-plastic rubber overmould.
- Options include recessed wheels for easy load handling and deeper lids to accommodate protruding connectors and wiring.
- Field replacable 10/32 threaded fasteners secure equipment into floating stainless steel cage nuts at the front and rear of the chassis - allowing robust 4-point equipment anchoring. All Amazon rack rails are fully punched - which provide 3 x 10/32 fixing centers for any 1U space.
- The 19 inch inner chassis are RoHs compliant, and manufactured from fully welded alodined aerospace aluminum alloy, or stainless steel, dependant on payload weight and working (corrosive) environment.



### External Size (in)

Part Number	External Size (in)			U-Height	Chassis depth (in)	Volume (ft <sup>3</sup> )	Weight (lbs)	Handles	Catches	Nat Stock No. (NSN)
	Height	Depth	Width							
AR0419-0303	12.9	29.1	23.0	4	18.9	5.0	34.0	4	12	8145-99-562-6611
AR0419-0305	12.9	31.3	23.0	4	18.9	5.4	35.1	4	12	8145-99-858-1856
AR0424-0303	12.9	34.3	23.0	4	24.0	5.9	34.6	4	12	8145-99-834-8328
AR0424-0305	12.9	36.4	23.0	4	24.0	6.2	35.7	4	12	8145-99-284-6890
AR0619-0303	16.4	29.1	23.0	6	18.9	6.4	37.3	4	12	8145-99-989-1224
AR0619-0305	16.4	31.3	23.0	6	18.9	6.8	38.1	4	12	8145-99-896-0886
AR0624-0303	16.4	34.3	23.0	6	24.0	7.5	41.7	4	12	8145-99-133-7690
AR0624-0305	16.4	36.4	23.0	6	24.0	7.9	42.3	4	12	8145-99-162-8327
AR0819-0303	19.9	29.1	23.0	8	18.9	7.7	42.8	4	16	8145-99-700-9000
AR0819-0305	19.9	31.3	23.0	8	18.9	8.3	43.4	4	16	8145-99-339-4918
AR0824-0303	19.9	34.3	23.0	8	24.0	9.1	46.7	4	16	8145-99-862-1593
AR0824-0305	19.9	36.4	23.0	8	24.0	9.6	47.4	4	16	8145-99-742-3340
AR1019-0303	23.4	29.1	23.0	10	18.9	9.1	48.7	4	20	8145-99-666-7179
AR1019-0305	23.4	31.3	23.0	10	18.9	9.7	50.3	4	20	8145-99-133-7691
AR1024-0303	23.4	34.3	23.0	10	24.0	10.7	51.4	4	20	8145-99-701-9229
AR1024-0305	23.4	36.4	23.0	10	24.0	11.3	52.9	4	20	8145-99-509-7384
AR1219-0303	26.9	29.1	23.0	12	18.9	10.4	51.2	4	20	8145-99-337-7069
AR1219-0305	26.9	31.3	23.0	12	18.9	11.2	54.2	4	20	8145-99-736-7317
AR1224-0303	26.9	34.3	23.0	12	24.0	12.3	54.0	4	20	8145-99-000-4541
AR1224-0305	26.9	36.4	23.0	12	24.0	13.0	57.1	4	20	8145-99-853-3739

### Amazon Rack & E-Rack Part Numbering Explained



The Amazon Cooler Collar houses a thermal air conditioning unit in an Amazon Rack body extension, allowing heavy AC equipment to be easily transported separately from the rack body.

Various A/C units are available from 200-2500BTU.

Part Number	External Size (in)			U Height	Handles	Catches	Wheels (option)	Max. AC size (BTU)
	Height	Depth	Width					
AACC060303	16.4	15	23	6	2	12	N	1500
AACC060305	16.4	15	23	6	2	12	Y	1500
AACC080303	19.9	15	23	8	2	16	N	1500
AACC080305	19.9	15	23	8	2	16	Y	1500
AACCI00303	23.4	15	23	10	2	20	N	1500
AACCI00305	23.4	15	23	10	2	20	Y	1500
AACCI20303	26.9	15	23	12	2	20	N	2500
AACCI20305	26.9	15	23	12	2	20	Y	2500



## Amazon Rack Accessories

Amazon Rack Chassis (each)	
AAEGS48	Easy-Glide removable internal chassis 19 in
AAEGS61	Easy-Glide removable internal chassis 24 in
Anti Vibration Mounts (AVM) (each)	
AAAVM458	45 shore hardness, additional 8 mounts for payloads >75 lbs
Sway Space Sealing Skirts (each)	
AAPS04	For 4U Rack
AAPS06	For 6U Rack
AAPS08	For 8U Rack
AAPS10	For 10U Rack
AAPS12	For 12U Rack
Insect Hoods (each)	
AAMN04	For 4U Rack
AAMN06	For 6U Rack
AAMN08	For 8U Rack
AAMN10	For 10U Rack
AAMN12	For 12U Rack
Cable Storage Pouches (CSP) zipped (each)	
AASP0407	4U Rack x 3 in lid
AASP0412	4U Rack x 5 in lid
AASP0607	6U Rack x 3 in lid
AASP0612	6U Rack x 5 in lid
AASP0807	8U Rack x 3 in lid
AASP0812	8U Rack x 5 in lid
AASPI007	10U Rack x 3 in lid
AASPI012	10U Rack x 5 in lid
AASPI207	12U Rack x 3 in lid
AASPI212	12U Rack x 5 in lid
Stainless Steel Latch (factory fitted options – each)	
AALPL	Cam operated, butterfly twist latch, padlockable (black)
AALC236	Overcentre toggle latch, lockable (black, common key)
AALPLBK	Overcentre toggle latch, keylockable (black)

Handle (each)	
AAHSSB	Stainless Steel Handle polyester powder coated (factory fitted alternative to std. plastic handle)
AAHPL	Std. Plastic Handle (additional)
Anti-distortion Stiffening Rings (pair)	
AASR04	For 4 U rack
AASR06	For 6 U rack
AASR08	For 8 U rack
AASR10	For 10 U rack
AASR12	For 12 U rack
Linking Straps (pair)	
AASSBLRS	Rack to Rack, stainless steel, black
AASSLRS	Rack to Interstacker, stainless steel, black
Internal Support Shelf (each)	
Full width stainless steel shelf (self colour) with floor attachment slots	
AASSFW48	For 19 in chassis
AASSFW61	For 24 in chassis
Support Rails (front to back – pair)	
AASS48	Fixed, for 19 in chassis
AASS61	Fixed, for 24 in chassis
Other (each unless otherwise stated)	
AAINT610	Interstacker (allows secure stacking of cases to racks/racks to cases)
AARINT610W	Wheelboard for Amazon Racks (4 casters)
AADH	Drain hole for rack (watertight with lid on)
AAET	Earth Terminal for rack
AAHI	Humidity Indicator
AAPRV	Auto pressure/vacuum relief valve (PRV)
AAGTV	Vent valve, Gortex membrane
AATD001	Tie down, sprung anchor, black
AAW002	Rack Wheel Kit (inc 2 extra handles)
AAWC	Wheel recess cover plates (black, pair)
AA423	Spare 10/32 Panel fixings (pack of 12)

Wide range of humidity and temperature indicators available – see separate brochure.

V10.05 Created May 2010 E&OE. All information believed to be correct at time of publication. No liability accepted for decisions made as a result of errors. Specifications may change without notice.

The Lightweight E-Rack aluminum rack case is light yet robust and ideal for transporting critical, fragile rack equipment where weight, strength and portability are critical issues.

E-Rack is accredited to MIL-STD 810F and rated IP65.  
EMI Screening Characteristics accredited to IEEE STD 299-1997

### Features:

- Patented new technology eliminates the body to lid edge extrusion, replacing it with an innovative folded rim design which makes the rack stronger, lighter yet more water and dust resistant.
- Constructed from high-tensile aluminum alloy, this 19 inch ruggedized electronic transit rack has been designed for defense and commercial applications, when light weight and strong protection against physical, climatic and electromagnetic hazards are required.



External Size (in)

Part Number	Height	Depth	Width	U Height	Chassis depth (in)	Volume (ft <sup>3</sup> )	Weight	Handles	Catches
RR0319-0303	11.2	28.4	23.2	3	18.9	4.3	28.1	4	8
RR0324-0303	11.2	33.5	23.2	3	24.0	5.0	30.6	4	8
RR0329-0303	11.2	38.6	23.2	3	29.1	5.8	33.0	4	8
RR0334-0303	11.2	43.7	23.2	3	34.3	6.6	35.5	4	8
RR0419-0303	13.0	28.4	23.2	4	18.9	4.9	29.7	4	8
RR0424-0303	13.0	33.5	23.2	4	24.0	5.8	32.2	4	8
RR0429-0303	13.0	38.6	23.2	4	29.1	6.7	34.8	4	8
RR0434-0303	13.0	43.7	23.2	4	34.3	7.6	37.4	4	8
RR0519-0303	14.7	28.4	23.2	5	18.9	5.6	31.2	4	8
RR0524-0303	14.7	33.5	23.2	5	24.0	6.6	33.9	4	8
RR0529-0303	14.7	38.6	23.2	5	29.1	7.6	36.6	4	8
RR0534-0303	14.7	43.7	23.2	5	34.3	8.6	39.2	4	8
RR0619-0303	16.4	28.4	23.2	6	18.9	6.3	32.8	4	8
RR0624-0303	16.4	33.5	23.2	6	24.0	7.4	35.6	4	8
RR0629-0303	16.4	38.6	23.2	6	29.1	8.5	38.3	4	8
RR0634-0303	16.4	43.7	23.2	6	34.3	9.6	41.1	4	8
RR0819-0303	19.9	28.4	23.2	8	18.9	7.6	36.7	4	12
RR0824-0303	19.9	33.5	23.2	8	24.0	9.0	39.7	4	12
RR0829-0303	19.9	38.6	23.2	8	29.1	10.3	42.6	4	12
RR0834-0303	19.9	43.7	23.2	8	34.3	11.7	45.6	4	12
RR1019-0303	23.4	28.4	23.2	10	18.9	8.9	39.8	4	12
RR1024-0303	23.4	33.5	23.2	10	24.0	10.5	43.0	4	12
RR1029-0303	23.4	38.6	23.2	10	29.1	12.1	46.2	4	12
RR1034-0303	23.4	43.7	23.2	10	34.3	13.7	49.3	4	12
RR1219-0303	26.9	28.4	23.2	12	18.9	10.3	43.0	4	12
RR1224-0303	26.9	33.5	23.2	12	24.0	12.1	46.4	4	12
RR1229-0303	26.9	38.6	23.2	12	29.1	14.0	49.7	4	12
RR1234-0303	26.9	43.7	23.2	12	34.3	15.8	53.1	4	12

Available as full and half rack

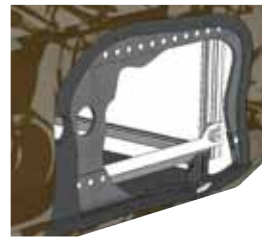
5 inch lids available as alternative to 3 inch std lids.

SatRack was originally designed for ENG (Electronic News Gathering) personnel who need their electronic equipment to arrive when they do, rather than separately freighted.

SatRack is ideal where rack mounted items need to be highly portable. It is available in 19 inch full rack and 9.5 inch half rack sizes.

**Features:**

- Fully protected zipped lids at front and rear can be hinged through 270° to lie flat on the rack body and allow full access to equipment.
- Side vented for easy heat dissipation, with protective velcro fastened cover flaps for transportation.
- Long side handle enables level carrying for unevenly balanced equipment (e.g. all the weight at the front).
- Stackable to a static loading weight of 220 lbs.
- Texturised nylon is PU backed for weather proofing.



External Size (in)  
 Height    Depth    Width    U Height    Chassis depth (in)    Volume (ft³)    Weight (lbs)

SR0319	11.25	24	23.6	3	19	3.5	16.0
SR0324	11.25	29	23.6	3	24	4.2	17.4
SR0419	13.0	24	23.6	4	19	4.2	17.6
SR0424	13.0	29	23.6	4	24	4.9	20.0
SR0519	14.25	24	23.6	5	19	4.9	18.9
SR0524	14.25	29	23.6	5	24	5.6	20.7
<b>Half Rack</b>							
SR0319HR	11.25	24	15.25	3	19	2.5	14.3
SR0324HR	11.25	29	15.25	3	24	2.8	15.6
SR0419HR	13.0	24	15.25	4	19	2.8	15.2
SR0424HR	13.0	29	15.25	4	24	3.2	16.5
SR0519HR	14.25	24	15.25	5	19	3.2	16.1
SR0524HR	14.25	29	15.25	5	24	3.9	17.6

**Sway space sealing skirts (pair)**

SR03S	For 3U SatRack
SR04S	For 4U SatRack
SR05S	For 5U SatRack

**Other Accessories**

SRT001	Detachable SatRack trolley with fold out platform
SRF01	4 in diameter axial fan
SR423	Spare 10/32 fixings (pack of 12)

**IATA Weight and Size**

**Guidelines:**

Checked baggage is accepted according to weight and size.




Each piece must weigh no more than 70 lbs (32 kg) and measure no more than 62 in (158 cm) adding the dimensions: height + width + length.

This “piece concept” was designed for flights to, from and within Canada and USA, but has been adopted by major carriers worldwide.

**SatRack 4U x 19”** chassis depth weighs only 17.6 lbs (8 kg) allowing 52 lbs (24 kg) of equipment to stay inside the limit. It also meets the dimensional requirement.

**SatRack Part Numbering Explained**



- SR = SatRack
- Unit U height
- Chassis depth (in)
- Half Size (if applicable)

<b>Accessory Stowage Base Pouches (each)</b>	
To fit inside the base end of a case with dimensions (WxH cm)	
AASPB3030	For ACI812 series
AASPB4530	18 x 12
AASPB4540	18 x 16
AASPB4550	18 x 20
AASPB4560	18 x 24
AASPB6030	24 x 12
AASPB6040	24 x 16
AASPB6050	24 x 20
AASPB6060	24 x 24
<b>Accessory Stowage Lid Pouches (each)</b>	
To fit a case with dimensions (LxW cm)	
AASPL4530	18 x 12
AASPL5045	20 x 18
AASPL6030	24 x 12
AASPL6040	24 x 16
AASPL6045	24 x 18
<b>Valves and Vents (each)</b>	
AAPRV	Automatic pressure /vacuum relief valve (PRV)
AAGTV	Vent valve, Gortex membrane

<b>Handle (each)</b>	
AAHSSB	Stainless Steel Handle polyester powder coated (factory fitted alternative to std. plastic handle)
AAHPL	Std. Plastic Handle (additional)
<b>Stainless Steel Latch (factory fitted options – each)</b>	
AALPL	Cam operated, butterfly twist latch, padlockable (black)
AALC236	Overcentre toggle latch, lockable (black, common key)
AALPLBK	Overcentre toggle latch, keylockable (black)
<b>Other (each unless otherwise stated)</b>	
AAHI	Humidity Indicator
AAWWLA5	A5 Label, write-on wipe-off
AAINT610	Interstacker (allows secure stacking of cases to racks/racks to cases)
AACINT610W	Wheelboard for Amazon Cases (inc 4 casters)
AASSINTLS	Interstacker linking straps, stainless steel (pair)
AATD001	Tie down, sprung anchor (black)
AAW001	Wheel Kit for Cases (pair)
AAWC	Wheel Well Cover (pair, black)
AAFS45	Forklift Skids (pair, black). Fits all 18 in width cases
AAFS60	Forklift Skids (pair, black) Fits all 24 in width cases

## Lightweight E-Rack Accessories

<b>Chassis (each)</b>	
RRAEGS48	Easy-Glide removable internal chassis 19 in
RRAEGS61	Easy-Glide removable internal chassis 24 in
RRAEGS74	Easy-Glide removable internal chassis 29 in
RRAEGS87	Easy-Glide removable internal chassis 34 in
<b>Anti Vibration Mounts (AVM – set)</b>	
AAAVM458	45 shore hardness, additional 8 mounts for payloads > 75 lbs
<b>Sway Space Sealing Skirts (each)</b>	
RRAPS03	For 3U Rack
RRAPS04	For 4U Rack
RRAPS05	For 5U Rack
RRAPS06	For 6U Rack
RRAPS08	For 8U Rack
RRAPS10	For 10U Rack
RRAPS12	For 12U Rack
<b>Internal Support Shelf (each)</b>	
Full width stainless steel shelf (self colour) with floor attachment slots	
RRSSFV48	For 19 in chassis
RRSSFV61	For 24 in chassis
RRSSFV74	For 29 in chassis
RRSSFV87	For 34 in chassis
<b>Support Rails (front to back) (each)</b>	
RRASS48	Fixed, for 19 in chassis
RRASS61	Fixed, for 24 in chassis
RRASS74	Fixed, for 29 in chassis
RRASS87	Fixed, for 34 in chassis

<b>Insect Hoods (each)</b>	
RRAMN03	For 3U Rack
RRAMN04	For 4U Rack
RRAMN05	For 5U Rack
RRAMN06	For 6U Rack
RRAMN08	For 8U Rack
RRAMN10	For 10U Rack
RRAMN12	For 12U Rack
<b>Cable Stowage Pouches zipped (each)</b>	
RRASP0307	3U Rack x 3 in lid
RRASP0312	3U Rack x 5 in lid
RRASP0407	4U Rack x 3 in lid
RRASP0412	4U Rack x 5 in lid
RRASP0507	5U Rack x 3 in lid
RRASP0512	5U Rack x 5 in lid
RRASP0607	6U Rack x 3 in lid
RRASP0612	6U Rack x 5 in lid
RRASP0807	8U Rack x 3 in lid
RRASP0812	8U Rack x 5 in lid
RRASP1007	10U Rack x 3 in lid
RRASP1012	10U Rack x 5 in lid
RRASP1207	12U Rack x 3 in lid
RRASP1212	12U Rack x 5 in lid
<b>Other (each unless otherwise stated)</b>	
RRAET	Earth Terminal for rack
RRAHI	Humidity Indicator
RRAPRV	Auto pressure/vacuum relief valve (APV/PRV)
RRATD001	Tie down, sprung anchor, black
RRA423	Spare 10/32 Panel fixings (pack of 12)
RRAAH	Aluminum sprung handle (additional)

We constantly strive to improve our processes and all dimensions and weights should be treated as estimates. Please ask for verification if these are critical to your application.

**All material is copyright and must not be reproduced without permission.**

V10.05 Created May 2010 E&OE. All information believed to be correct at time of publication. No liability accepted for decisions made as a result of errors. Specifications may change without notice.